

型式表示方法

SPL
①
8
②
-
02
②

①接头型号

②配套管材直径

代码	4	6	8	10	12	16
管长 (m)	Ø4	Ø6	Ø8	Ø10	Ø12	Ø16

③螺纹规格

类型	公制螺纹			55° 锥管螺纹					55° 直管螺纹				
代码	M3	M5	M6	01	02	03	04	06	G01	G02	G03	G04	G06
规格	M3X0.5	M5X0.8	M6X1	R1/8	R1/4	R3/8	R1/2	R3/4	G1/8	G1/4	G3/8	G1/2	G3/4

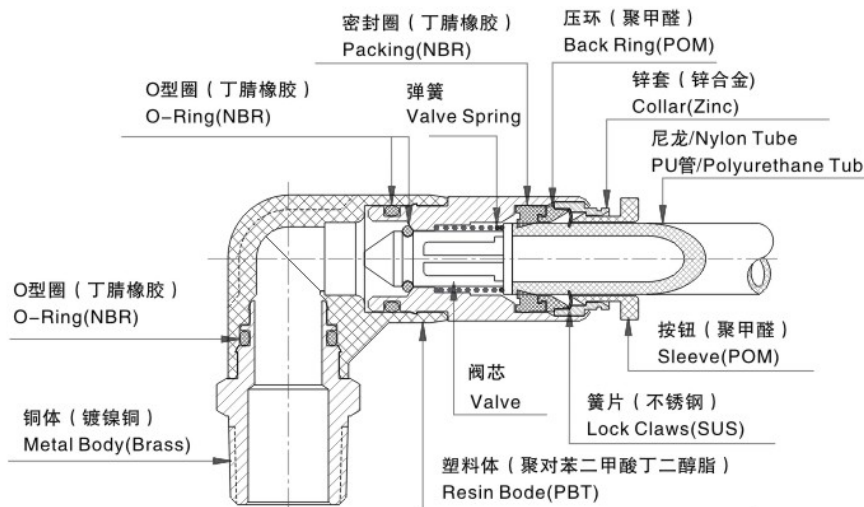
产品特点

- 具有断流功能的快插接头。
- 由于具有断流功能，拔出管子空气不流通，接上管子则空气流通。

技术规格

使用流体	空气、水（有条件）
工作压力范围	0~1.0Mpa
使用真空压力	-100Kpa(10Torr)
工作温度范围	0~60°C

结构示意图

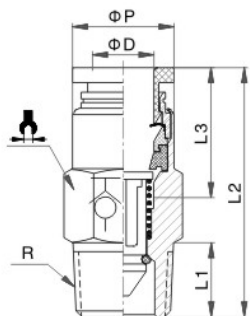


截止阀

Series

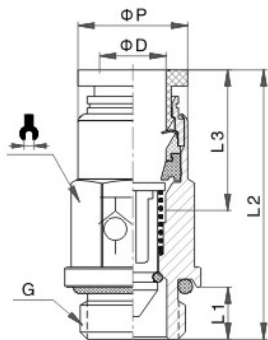
具有截流功能的快插管接头

SPC-R 截止阀直通终端



型号	ØD	R	L1	L2	L3	ØP	
SPC4-M5	4	M5X0.8	3.5	31.5	15	10	10
SPC4-01	4	R1/8	7.5	24.5	15	10	10
SPC4-02	4	R1/4	10	24.5	15	10	14
SPC6-M5	6	M5X0.8	3.5	35	16	12	12
SPC6-01	6	R1/8	7.5	27.5	16	12	12
SPC6-02	6	R1/4	10	27.5	16	12	14
SPC8-01	8	R1/8	7.5	31.5	16	14	14
SPC8-02	8	R1/4	10	33.5	18.5	14	17
SPC8-03	8	R3/8	10.5	33.5	18.5	14	14
SPC8-04	8	R1/8	13.5	33.5	18.5	14	17
SPC10-02	10	R1/4	10	35	20	17	17
SPC10-03	10	R3/8	10.5	35	20	17	17
SPC10-04	10	R1/2	13.5	35	20	17	21
SPC12-03	12	R3/8	10.5	36.5	23	20.5	21

SPC-G 截止阀直通终端



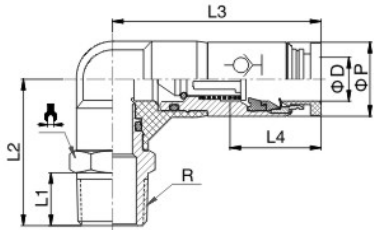
型号	ØD	G	L1	L2	L3	ØP	
SPC4-G01	4	G1/8	5.5	24.5	15	10	12
SPC4-G02	4	G1/4	6.5	24.5	15	10	12
SPC6-G01	6	G1/8	5.5	27.5	16	12	14
SPC6-G02	6	G1/4	6.5	27.5	16	12	14
SPC8-G01	8	G1/8	5.5	31.5	16	14	14
SPC8-G02	8	G1/4	6.5	33.5	18.5	14	14
SPC8-G03	8	G3/8	7.5	33.5	18.5	14	17
SPC8-G04	8	G1/8	10	33.5	18.5	14	19
SPC10-G02	10	G1/4	6.5	35	20	17	17
SPC10-G03	10	G3/8	7	35	20	17	20
SPC10-G04	10	G1/2	10	35	20	17	19
SPC12-G03	12	G3/8	7	36.5	23	20.5	21


截止阀

Series

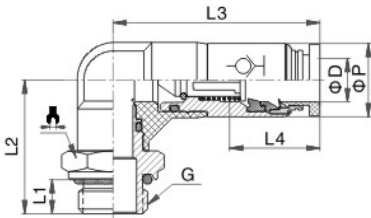
具有截流功能的快插管接头


SPL-R 截止阀直通终端



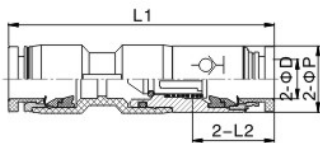
型号	ØD	R	L1	L2	L3	L4	ØP	
SPL4-M5	4	M5X0.8	3.5	18.5	31	15	10	10
SPL4-M6	4	M6X1.0	4	19	31	15	10	10
SPL4-01	4	R1/8	7.5	21.5	31	15	10	14
SPL6-M5	6	M5X0.8	3.5	19.5	32.5	16	12	12
SPL6-01	6	R1/8	7.5	22.5	32.5	16	12	12
SPL6-02	6	R1/4	10	25	32.5	16	12	14
SPL8-01	8	R1/8	7.5	25	39.5	16	14	14
SPL8-02	8	R1/4	10	27.5	39.5	18.5	14	17
SPL8-03	8	R3/8	10.5	28.5	39.5	18.5	14	14
SPL10-02	10	R1/4	10	30	45	20	17	17
SPL10-03	10	R3/8	10.5	30.5	45	20	17	17
SPL10-04	10	R1/2	13.5	34	45	20	17	21
SPL12-03	12	R3/8	10.5	31	46.5	23	20.5	21
SPL12-04	12	R1/2	13.5	34.5	46.5	23	20.5	21

SPL-G 截止阀直通终端



型号	ØD	G	L1	L2	L3	L4	ØP	
SPL4-G01	4	G1/8	5.5	21	31	15	10	14
SPL6-G01	6	G1/8	5.5	22	32.5	16	12	14
SPL6-G02	6	G1/4	6.5	23	32.5	16	12	17
SPL8-G01	8	G1/8	5.5	24.5	39.5	16	14	14
SPL8-G02	8	G1/4	6.5	25.5	39.5	18.5	14	17
SPL8-G03	8	G3/8	7.5	27.5	39.5	18.5	14	20
SPL10-G02	10	G1/4	6.5	27.5	45	20	17	17
SPL10-G03	10	G3/8	7.5	29.5	45	20	17	20
SPL10-G04	10	G1/2	10.25	32	45	20	17	24
SPL12-G03	12	G3/8	7.5	30	46.5	23	20.5	20
SPL12-G04	12	G1/2	10	32.5	46.5	23	20.5	24

SPU 截止阀直通



型号	ØD	L1	L2	ØP
SPU4	4	46	15	10.5
SPU6	6	48	16	13
SPU8	8	56	18.5	14
SPU10	10	61	20	18
SPU12	12	66	23	20.5